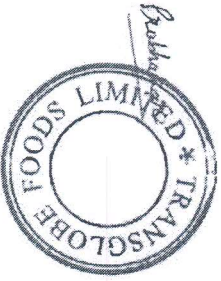


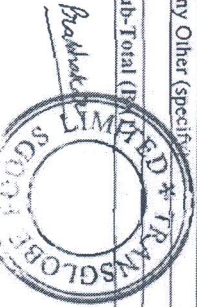
Introductory sub-table (I)(a)

Name of the Company:		TRANSGLOBE FOODS LIMITED	
CIP Code, Name of the scrip,		519367	
Class of security:		31/12/2013	
Quarter ended:			
Partly paid-up shares:-	No. of partly paid-up shares	As a % of total no. of partly paid-up shares	As a % of total no. of shares of the company
Held by promoter/promoter group	0	0	0
Held by public	559000	100	16.2
Total - D	559000	100	16.2
Outstanding convertible securities:-	No. of outstanding securities	As a % of total no. of outstanding convertible securities	As a % of total no. of shares of the company, assuming full conversion of the convertible securities
Held by promoter/promoter group	0	NIL	NIL
Held by public	0	NIL	NIL
Total - E	NIL	NIL	NIL
Warrants:-	No. of warrants	As a % of total no. of warrants	As a % of total no. of shares of the company, assuming full conversion of warrants
Held by promoter/promoter group	0	NIL	NIL
Held by public	0	NIL	NIL
Total - F	NIL	NIL	NIL
Total paid-up capital of the company, assuming full conversion of warrants and convertible securities	3450700		




Statement Showing Shareholding Pattern

Category of Shareholder	Category of Shareholder	Number of Shareholders	Total number of shares	Table (I)(a)		Total shareholding as a percentage of total number of shares		Number of Shares Pledged or otherwise encumbered	As a percentage
				Number of shares held in dematerialized form		As a percentage of (A+B) ¹	As a percentage of (A+B+C)		
(A)	Shareholding of Promoter and Promoter Group ¹								
I	Indian								
(a)	Individuals/ Hindu Undivided Family	1	100	0	0	0.00	0.00	0	
(b)	Central Government/ State Government(s)	0	0	0	0	0.00	0.00	0	
(c)	Bodies Corporate	1	397900	0	0	11.53	11.53	0	
(d)	Financial Institutions/ Banks	0	0	0	0	0.00	0.00	0	
(e)	Any Others(Specify)	0	0	0	0	0.00	0.00	0	
(e-i)	Other Individuals	0	0	0	0	0.00	0.00	0	
(e-ii)	Mutual Fund	0	0	0	0	0.00	0.00	0	
(e-iii)	Body Corp in Concert	0	0	0	0	0.00	0.00	0	
(e-iv)	Non Government Institutions	0	0	0	0	0.00	0.00	0	
	Sub Total(A)(1)	2	398000	0	0	11.53	11.53	0	0.00
2	Foreign								
a	Individuals (Non-Residents Individuals/ Foreign Individuals)	0	0	0	0	0.00	0.00	0	
b	Bodies Corporate	0	0	0	0	0.00	0.00	0	
c	Institutions	0	0	0	0	0.00	0.00	0	
d	Any Others(Specify)	0	0	0	0	0.00	0.00	0	
	Sub Total(A)(2)	0	0	0	0	0.00	0.00	0	0.00
	Total Shareholding of Promoter and Promoter Group (A) = (A)(1)+(A)(2)	2	398000	0	0	11.53	11.53	0	0.00
(B)	Public shareholding								
I	Institutions								
(a)	Mutual Funds/ UTI	0	0	0	0	0.00	0.00		
(b)	Financial Institutions/ Banks	0	0	0	0	0.00	0.00		
(c)	Central Government/ State Government(s)	0	0	0	0	0.00	0.00		
(d)	Venture Capital Funds	0	0	0	0	0.00	0.00		
(e)	Insurance Companies	0	0	0	0	0.00	0.00		
(f)	Foreign Institutional Investors	0	0	0	0	0.00	0.00		
(g)	Foreign Venture Capital Investors	0	0	0	0	0.00	0.00		
(h)	Any Other (specify)	0	0	0	0	0.00	0.00		
	Sub-Total (B)	0	0	0	0	0.00	0.00		




B 2	Non-institutions								
(a)	Bodies Corporate	9	303500	0	8.80	8.80			
(a-i)	Corporate Client Bene	0	0	0	0.00	0.00			
(a-ii)	Corporate client Margin	0	0	0	0.00	0.00			
(a-iii)	Corporate Body (Other)	0	0	0	0.00	0.00			
(b)	Individuals				0.00	0.00			
1	Individuals -i. Individual shareholders holding nominal share capital up to Rs 1 lakh	3857	819700	5700	23.75	23.75			
11	ii. Individual shareholders holding nominal share capital in excess of Rs 1 lakh	76	1914600	0	55.48	55.48			
(c)	Any Other (specify)	0	0	0	0.00	0.00			
(c-i)	NRI Individuals (Non Rep)	15	14900	0	0.43	0.43			
(c-ii)	OCB	0	0	0	0.00	0.00			
(c-iii)	Foreign Bodies	0	0	0	0.00	0.00			
(c-iv)	NRI (Repatriation)	0	0	0	0.00	0.00			
	Sub-Total (B)(2)	3957	3052700	5700	88.47	88.47			
(B)	Total Public Shareholding (B)= (B)(1)+(B)(2)	3957	3052700	5700	88.47	88.47			
	TOTAL (A)+(B)	3959	3450700	5700	100.00	100.00			
(C)	Shares held by Custodians and against which Depository Receipts have been issued								
(1)	Promoter and Promoter Group	0	0	0		0.00			0.00
(2)	Public	0	0	0		0.00			
	GRAND TOTAL (A)+(B)+(C)	3959	3450700	5700		100	0		0.00



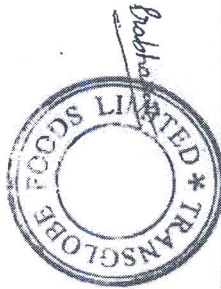
(1)(b) **TRANSLOBE FOODS LIMITED**
Category "Promoter and Promoter Group"

Sr.	Name of the shareholder	Details of Shares held		Encumbered shares (*)			Details of warrants		Details of convertible securities		Total shares (including underlying shares assuming full conversion of warrants and convertible securities) as a % of diluted share capital
		Number of shares held	As a % of grand total (A)+(B)+(C)	No.	As a percentage (V)=(V)/(III)*100	As a % of grand total (A)+(B)+(C) of sub-clause (1)(a)	Number of warrants held	As a % total number of warrants of the same class	Number of convertible securities held	As a % total number of convertible securities of the same class	
No.	(i)	(ii)	(iv)	(v)	(vi)=(v)/(iii)*100	(vii)	(viii)	(ix)	(x)	(xi)	(xii)
1	RAMESHBHAI A. KHAKHAR	100	0.002898	0	0.00	0.000000	0	0.000000	0	0.000000	0.002898
2	RICH & RELISH ICE CREAM PVT LTD	397900	11.530994	0	0.00	0.000000	0	0.000000	0	0.000000	11.530994
Total		398000	11.533892	0	0.00	0.000000	0	0.000000	0	0.000000	11.533892




(D)(c)(i) TRANSGLOBE FOODS LIMITED
category "Public" and holding more than 1% of the total number of shares

Sr. No.	Name of the shareholder	Number of shares held	Shares as a percentage of total number of shares (i.e., Grand Total (A)+(B)+(C) indicated in Statement at para (1)(a) above}	Details of warrants		Details of convertible		Total shares (including underlying shares assuming full conversion of warrants and convertible securities) as a % of diluted share capital
				Number of warrants held	As a % total number of warrants of the same class	Number of convertible securities held	% w.r.t total number of convertible securities of the same class	
1	MARKET CREATORS LIMITED	300000	8.693888	0	0.000000	0	0.000000	8.693888
Total		300000	8.693888	0	0.000000	0	0.000000	8.693888



(1)(c)(ii) **TRANSGLOBE FOODS LIMITED**
PAC belonging to the category "Public" and holding more than 5% of the total number of shares of the company


Sr. No.	Name(s) of the shareholder(s) and the Persons Acting in Concert (PAC) with them	Number of shares	Shares as a percentage of total number of shares {i.e., Grand Total (A)+(B)+(C) indicated in Statement at para (1)(a) above}	Details of warrants		Details of convertible securities		Total shares (including underlying shares assuming full conversion of warrants and convertible securities) as a % of diluted share capital
				Number of warrants	As a % total number of warrants of the same class	Number of convertible securities held	% w.r.t total number of convertible securities of the same class	
1	MARKET CREATORS LIMITED	300000	8.693888	0	0.000000	0	0.000000	8.693888
Total		300000	8.693888	0	0.000000	0	0.000000	8.693888



TRANSLOBE FOODS LIMITED

(D)(d) Statement showing details of locked-in shares


Sr. No.	Name of the shareholder	Number of locked-in shares	Locked-in shares as a (%) of shares (i.e., Grand Total (A)+(B)+(C) indicated in Statement at para (D)(a) above)	Promoter / Promoter Group / Public
1	NIL	NIL	NIL	
Total		0	0	



TRANSGLOBE FOODS LIMITED

(11)(a) Statement showing details of Depository Receipts (DRs)


Sr. No.	Type of outstanding DR (ADRs, GDRs, SDRs, etc.)	Number of outstanding DRs	Number of shares underlying outstanding DRs	Shares underlying outstanding DRs as a percentage of total number of shares i.e., Grand Total (A)+(B)+(C) indicated in Statement at para (1)(a) above
1	NIL	Nil	Nil	Nil
Total		0	0	0



TRANSGLOBE FOODS LIMITED

(II)(b) Statement showing Holding of Depository Receipts (DRs), where underlying shares held by 'promoter/promoter group' are in excess of 1% of the total number of shares

Sr. No.	Name of the DR Holder	Type of outstanding DR (ADRs, GDRs, SDRs, etc.)	Number of shares underlying outstanding DRs	Shares underlying outstanding DRs as a percentage of total number of shares {i.e., Grand Total (A)+(B)+(C) indicated in Statement at para (I)(a) above}
1	NIL		Nil	Nil
Total		0	0	



Sr.No	Notes
1	
2	
3	
4	
5	
6	
7	
8	
9	

