



Introductory sub-table (I)(a)		
Name of the Company: TRANSGLOBE FOODS LIMITED		
Scrip Code, Name of the scrip, class of security: 519367		
Quarter ended: 01/01/2015 - 31/03/2015		
Partly paid-up shares:-	No. of partly paid-up shares	As a % of total no. of partly paid-up shares
Held by promoter/promoter group		0
Held by public		0
Total - D	0	0
Outstanding convertible securities:-	No. of outstanding securities	As a % of total no. of outstanding convertible securities
Held by promoter/promoter group		0
Held by public		0
Total - E	0	0
Warrants:-	No. of warrants	As a % of total no. of warrants
Held by promoter/promoter group		0
Held by public		0
Total - F	0	0
Total paid-up capital of the company, assuming full conversion of warrants and convertible securities	2897900	100



Statement Showing Shareholding Pattern									
Category	Category of Shareholder	Number of Shareholders	Table (I)(a)			Total shareholding as a percentage of total number of shares		Shares Pledged or otherwise encumbered	As a percentage
			Total number of shares	Number of shares held in dematerialized form	As a percentage of (A+B) ¹	As a percentage of (A+B+C)			
Category code			(III)	(IV)	(V)	(VI)	(VII)	(VIII)	(IX) = (VIII)/(IV)*100
(I)									
(A)	Shareholding of Promoter and								
1	Indian								
(a)	Individuals/ Hindu Undivided Family								
						0.00	0.00		#DIV/0!
(b)	Central Government/ State Government(s)					0.00	0.00		#DIV/0!
(c)	Bodies Corporate	1	397900	397900		13.73	13.73	0	0.00
(d)	Financial Institutions/ Banks					0.00	0.00		0.00
(e)	Any Others(Specify)					0.00	0.00		0.00
(e-i)						0.00	0.00		0.00
(e-ii)									
	Sub Total(A)(1)	1	397900	397900		13.73	13.73	0	0.00
2	Foreign								
a	Individuals (Non-Residents Individuals/ Foreign Individuals)					0.00	0.00		0.00
b	Bodies Corporate					0.00	0.00		0.00
c	Institutions					0.00	0.00		0.00




(c)	N.R.I.(REPT & NON-REPT)	14	10000	0	0.35	0.35	0	
(c-i)	Clearing House/Public Trust				0.00	0.00		
(c-ii)	Corporate Bodies - OCB				0.00	0.00		
(c-iii)	Intermediary/Other Depository A/c				0.00	0.00		
(c-iv)	Hindu Undivided Family	22	247500	247500	8.54	8.54	0	
(c-v)	Clearing Members	5	46300	46300	1.60	1.60	0	
(c-vi)	Qualified Foreign Investor - Individual							
(c-vii)	Qualified Foreign Investor - Corporate							
	Sub-Total (B)(2)	726	2500000	2155050	86.27	86.27		
(B)	Total Public Shareholding (B)= (B)(1)+(B)(2)	726	2500000	2155050	86.27	86.27		
	TOTAL (A)+(B)	727	2897900	2552950	100.00	100.00		
(C)	Shares held by Custodians and against which Depository Receipts have been issued							0.00
1	Promoter and Promoter Group					0.00		
2	Public	0	0	0		0.00	0	
	Sub-Total (C)							
	GRAND TOTAL (A)+(B)+(C)	727	2897900	2552950		100.00	0	0.00



(1)(b) Statement showing holding of securities (including shares, warrants, convertible securities) of persons belonging to the category "Promoter and Promoter Group"


Sr. No.	Name of the shareholder	Details of Shares held			Encumbered shares (*)		Details of warrants		Details of convertible securities		Total shares (including underlying shares assuming full conversion of warrants and convertible securities) as a % of diluted share capital
		Number of shares held	As a % of grand total (A)+(B)+(C)	No.	As a percentage (VI)=(V)/(III)*100	As a % of grand total (A)+(B)+(C) of sub-clause (I)(a)	Number of warrants held	As a % of total number of warrants of the same class	Number of convertible securities held	As a % of total number of convertible securities of the same class	
(i)	(ii)	(iii)	(iv)	(v)	(vi)=(v)/(iii)*100	(vii)	(viii)	(ix)	(x)	(xi)	(xii)
1	RICH AND RELISH ICE CREAM PRIVATE LIMITED	397900	13.73	0	0.00	0.00	0	0		0	
2											
3											
TOTAL		397900	13.73	0	0.00	0.00	0	0	0	0	0

(*) The term "encumbrance" has the same meaning as assigned to it in regulation 28(3) of the SAST Regulations, 2011





(1)(c)(i) Statement showing holding of securities (including shares, warrants, convertible securities) of persons belonging to the category "Public" and holding more than 1% of the total number of shares

Sr. No.	Name of the shareholder	Number of shares held	Shares as a percentage of total number of shares (ie, Grand Total (A)+(B)+(C) indicated in Statement at para (1)(a) above)	Details of warrants		Details of convertible securities		Total shares (including underlying shares assuming full conversion of warrants and convertible securities) as a % of diluted share capital
				Number of warrants held	As a % of total number of warrants of the same class	Number of convertible securities held	% w.r.t total number of convertible securities of the same class	
	NITYASA ELECTRICALS AND ENGINEERS	50400	1.74		0			0
1	ANDGRAH STOCK & BROKING PVT LTD	75300	2.60		0			0
2	OLYMPIA SALES AGENCY PRIVATE LIMITED	56000	1.93		0			0
3	CLARINETE REALTORS PRIVATE LIMITED	48600	1.68		0			0
4	SARAF EQUITY SERVICES PVT LTD	68600	2.37		0			0
5	NAMRAH TRANSPORT & LOGISTICS SERVICES PRIVATE LIMITED	79500	2.74		0			0
6	RUPESH JHA	130400	4.50		0			0
7								
TOTAL		508800	17.56	0	0	0	0	0




1



by "promoter/promoter group" are in excess of 1% of the total number of shares

Sr. No.	Name of the DR Holder	Type of outstanding DR (ADRs, GDRs, SDRs, etc.)	Number of shares underlying outstanding DRs	Shares underlying outstanding DRs as a percentage of total number of shares {i.e., Grand Total (A)+(B)+(C) indicated in Statement at para (I)(a) above}
1				0.00
2				0.00
3				0.00
4				0.00
5				0.00
6				0.00
7				0.00
8				0.00
9				0.00
TOTAL			0	0.00



Sr.No	Notes
1	The Company has forfeited 552800 Equity shares due to non payment of call money.
2	
3	
4	
5	
6	
7	
8	
9	

